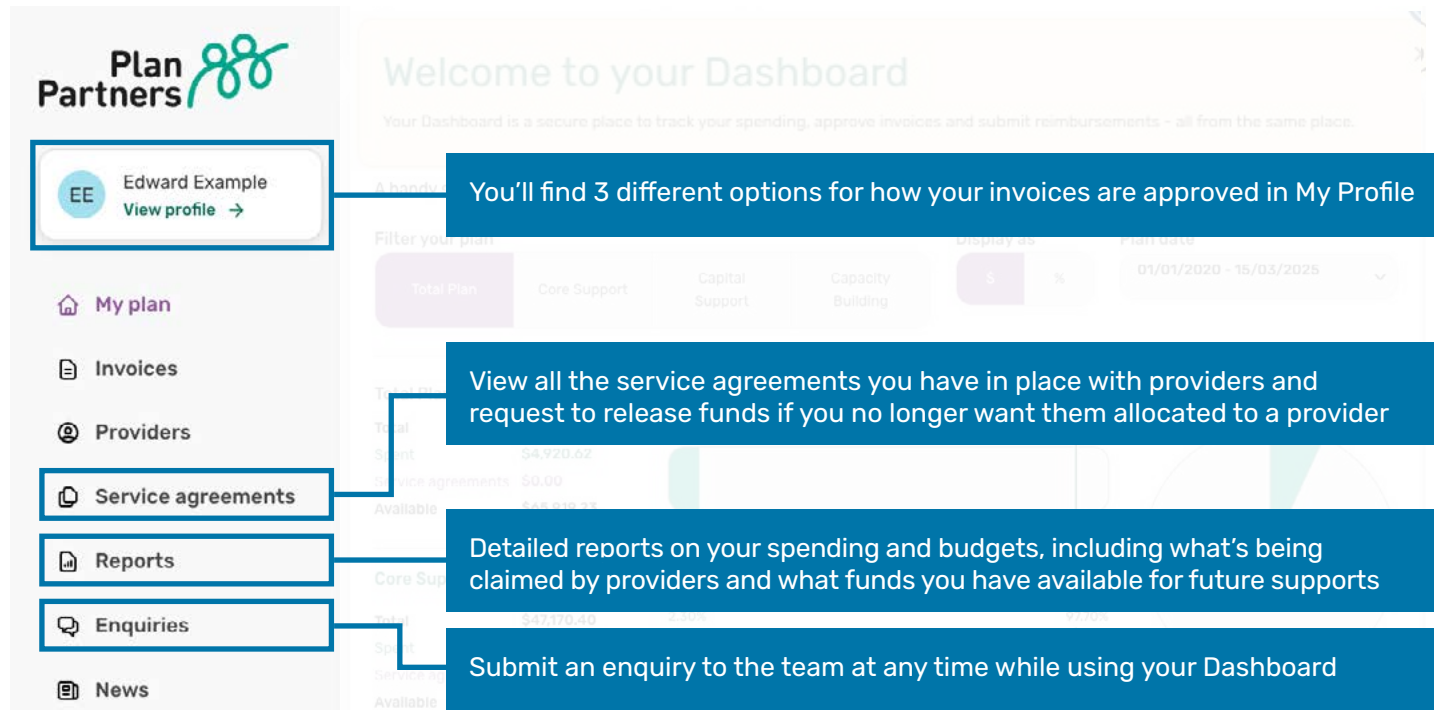


Introducing your Dashboard Customers

Easy Navigation

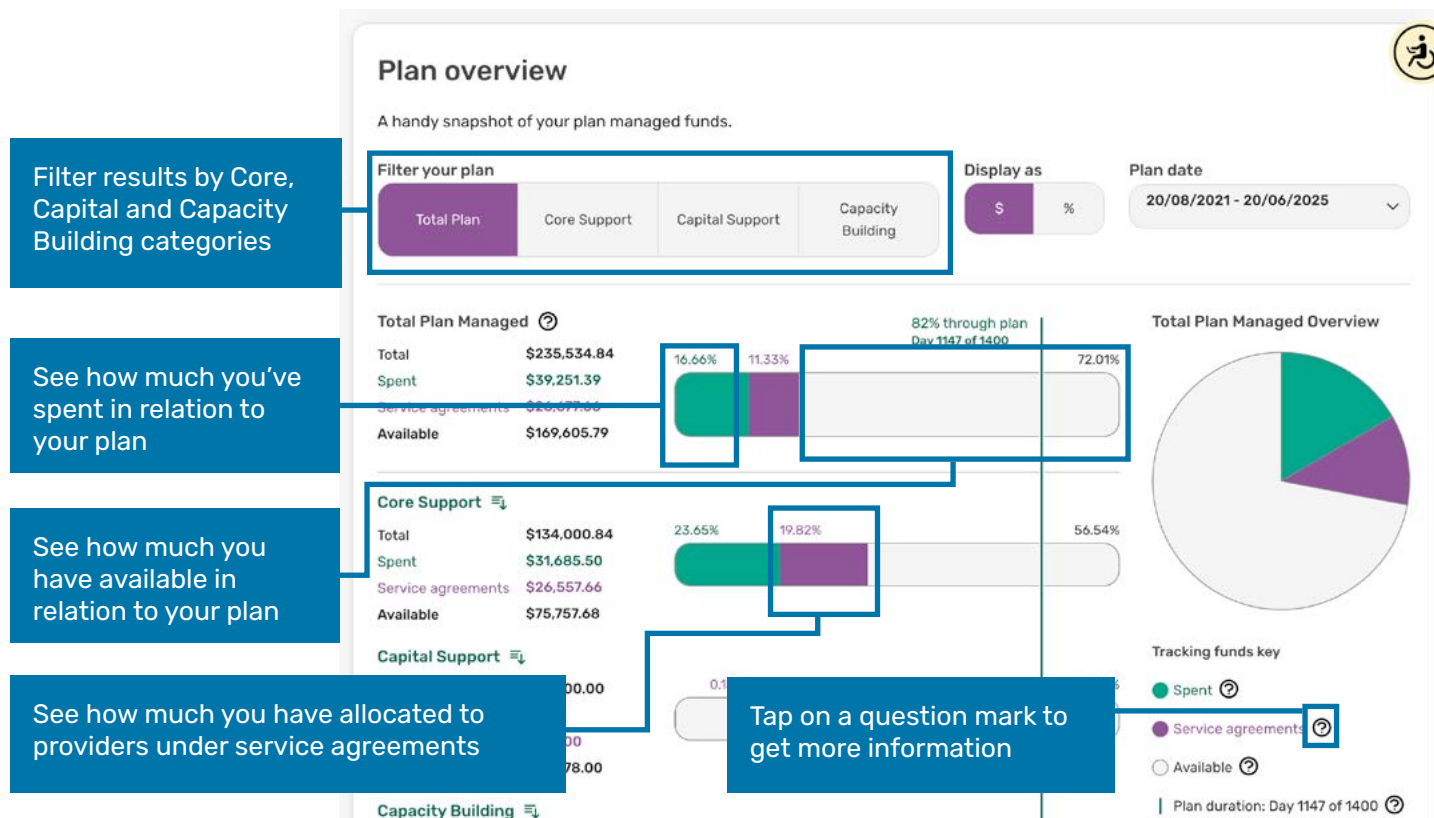
A handy navigation bar helps you find your way round your Dashboard easily



The navigation bar on the left side of the dashboard includes the Plan Partners logo and a user profile section for Edward Example. Below this are several menu items: My plan, Invoices, Providers, Service agreements, Reports, Enquiries, and News. Callouts point to specific features: 'You'll find 3 different options for how your invoices are approved in My Profile' points to the 'My plan' section; 'View all the service agreements you have in place with providers and request to release funds if you no longer want them allocated to a provider' points to 'Service agreements'; 'Detailed reports on your spending and budgets, including what's being claimed by providers and what funds you have available for future supports' points to 'Reports'; and 'Submit an enquiry to the team at any time while using your Dashboard' points to 'Enquiries'.

In My Plan

A helpful graph gives an instant snapshot of your spending and budgets



The 'Plan overview' section provides a snapshot of plan managed funds. It includes a 'Filter your plan' section with buttons for 'Total Plan', 'Core Support', 'Capital Support', and 'Capacity Building'. A 'Display as' section shows '\$' and '%' options, and a 'Plan date' dropdown set to '20/08/2021 - 20/06/2025'. A table shows 'Total Plan Managed' with values: Total (\$235,534.84), Spent (\$39,251.39), Service agreements (\$16,877.66), and Available (\$169,605.79). A horizontal bar chart shows the progress of spending, with callouts indicating '16.66%' and '11.33%'. A 'Total Plan Managed Overview' pie chart shows the distribution of funds. A 'Tracking funds key' at the bottom right identifies 'Spent' (green), 'Service agreement' (purple), and 'Available' (grey). Callouts provide additional context: 'Filter results by Core, Capital and Capacity Building categories' points to the filter buttons; 'See how much you've spent in relation to your plan' points to the 'Spent' value in the table; 'See how much you have available in relation to your plan' points to the 'Available' value; 'See how much you have allocated to providers under service agreements' points to the 'Service agreements' value; and 'Tap on a question mark to get more information' points to a question mark icon next to the 'Service agreement' key.

Introducing your Dashboard Customers

Complete transparency over all your invoices and reimbursements

Create and submit reimbursements through FastPayment to get your money back faster

My plan / Invoices

My invoices and reimbursements ?

Search Status Category filter Providers & reimbursements

Invoice number	Service provider	Invoice date	Status	Paid date	Total	
321	Sean's Example Physio Service	1 Feb 2023	Rejected	-	\$71.22	View details
456	Sean's Example Physio Service	30 Jan 2023	Paid	-	\$271.59	View details
321	Even Better Example Company BV	1 Feb 2023	Cannot be processed	-	\$314.47	View details
12313583	Sean's Example Physio Service	13 Dec 2019	Rejected	-	\$100.00	View details
12313575	Sean's Example Physio Service	5 Sept 2019	Cancelled	-	\$10.00	View details
EXAMPLE56789	Even Better Example Company BV	13 Sept 2018	Cannot be processed	-	\$520.00	View details
EXAMPLE12345	Even Better Example Company BV	4 Sept 2018	Processing Payment	-	\$3361.40	View details

Items per page: Showing 31 - 37 of 37

[Request a reimbursement](#) [NDIS Budget Calculator](#) [Price Guide Navigator](#) [FAQs](#) [Knowledge Centre](#)

Accessibility Menu (CTRL+U)

How UserWay Works


Oversized Widget ☐

Contrast + Highlight Links

Bigger Text Text Spacing

Pause Animations Dyslexia Friendly

Cursor Tooltips

Report a Problem [Manage](#)  USERWAY Accessibility by UserWay.org

Adjust settings for the best experience through the accessibility menu

Quick access to our NDIS Budget Calculator and Price Guide Navigator tools to check price limits and support details for a reimbursement or invoice

Invoice details

Invoice status

Sean's Example Physio Service

100 Elizabeth Street, Melbourne VIC 3004
ABC
Info@seansphysiotherapy.com.au
0431671155999

123789
Invoice Number
7 Feb 2023
Invoice Date

Invoice progress

Payment on hold

Payment on hold
As more information is needed to process this invoice, we're investigating a few details and will provide an update as soon as possible.

View details for every reimbursement or invoice and get detailed live statuses – including why payment may be delayed, any action needed and when payment is expected